

Features: Compact moisture resistant package

Lowest "on" resistance

Low distortion

Ideal for Hi-Fi stereo applications

Storage Temperature: -30 to+80°C

Operating Temperature: -30 to+80°C

Soldering Temperature: 260°C <10s

Isolation Voltage(peak): 2000V

> Linear Output Type Light Sensor



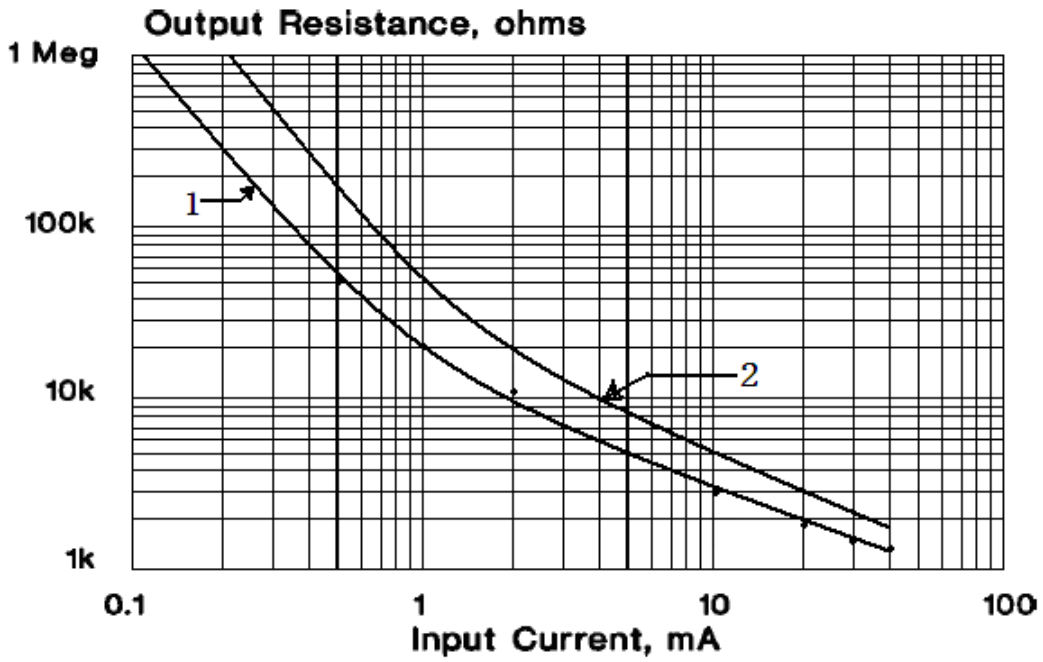
Symbol	Parameter	Min	Typ	Max	Units	TestConditions
LED						
IF	Forward Current			40	mA	(Derate Linearly to 0 at 75°C)
VF	Forward Voltage			2.5	V	IF = 16 mA
IR	Reverse Current			100	µA	VR=3.8V
Cell						
Vc	Maximum Cell Voltage			60	V	(Peak AC or DC)
Pd	Power Dissipation			50	mW	(Derate Linearly to 0 at 75°C)
Coupled						
RON	On Resistance	4.0		7.0	KΩ	IF = 0.5mA**
ROFF	Off Resistance	10.0			MΩ	10sec after I=0.3Vdc on cell
TR	Rise Time			2.5	msec	Time to 63% of final conductance @ IF = 16 mA ***
TF	Decay Time			35	msec	Time to 100KΩ after removal of input @ IF = 16 mA
	Cell Temp Coefficient		1.0		%°C	IF >5 mA

\* 2mm from case for < 5 sec

\*\* measured after a dark history of 1 week

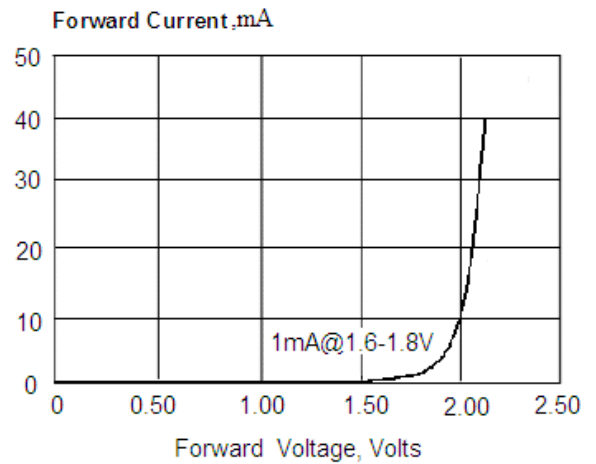
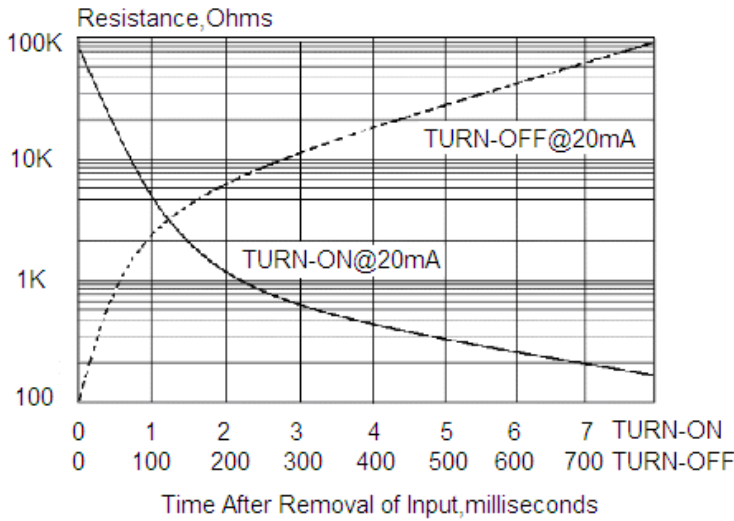
\*\*\* Rise time is the time for the dark change in conductance to reach 63% of its final value

# Output Resistance vs. Forward Current



Rise/Fall Time vs. Load Resistance

LED Forward Current vs. Forward Voltage



Dimensional Outline and Connection(Unit:mm)

