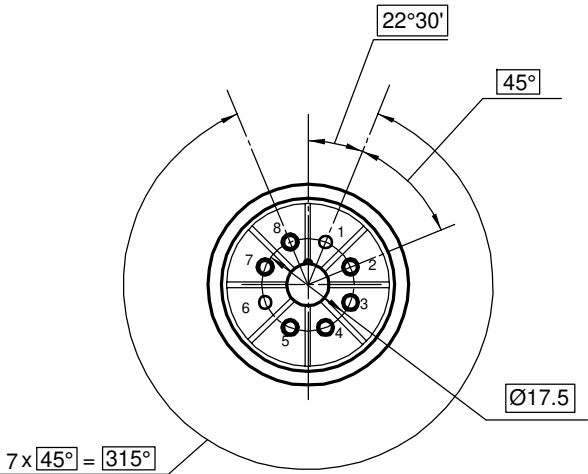
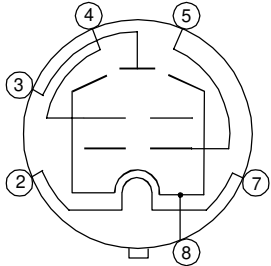


Vacuum tube 6L6GC STR Tung - Sol is a beam tetrode in the glass bulb with octal base, with equipotential cathode, designed to amplify low frequency power in the output stages of HI - FI audio.

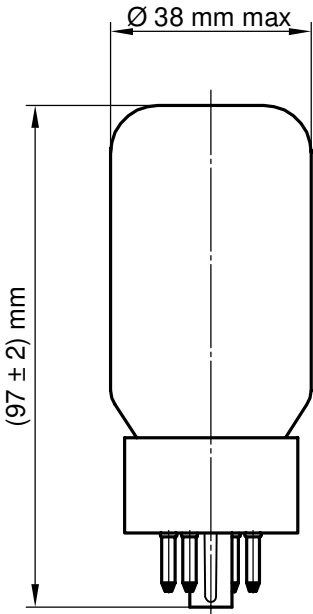
Pin arrangement



Electrode -to - lead connection diagram



Dimensions



Lead designation	Name of electrode
1, 6	No
2, 7	Heater
3	Plate
4	Grid 2
5	Grid 1
8	Cathode, beam-forming screen

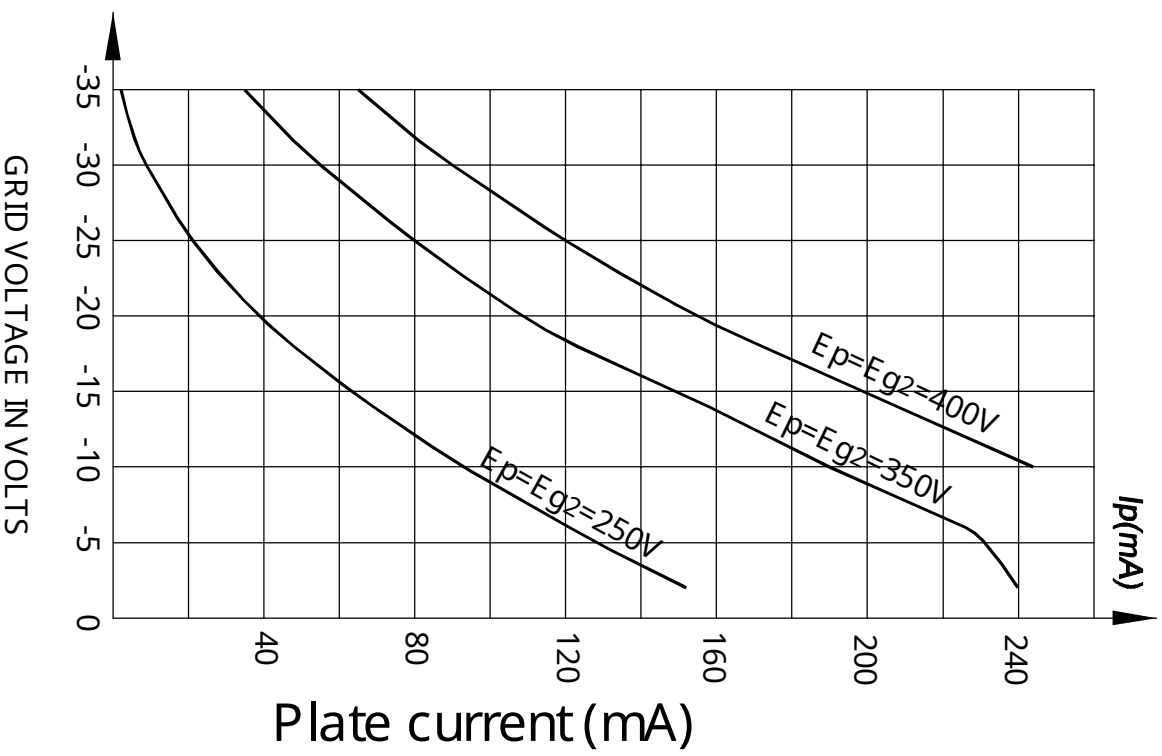
Parameters, conditions and units	Nominal	
	min	max
First grid reverse current, μA (at: filament voltage 6.3 V, plate voltage 350 V, first grid voltage minus 18.0 V, second grid voltage 250 V, first grid circuit resistance 0.1M Ω)	—	0.7
Heater current, A	0.845	1.06
Plate current, mA (at: filament voltage 6.3 V, plate voltage 350 V, first grid voltage minus 18.0 V, second grid voltage 250 V)	42	72
Second grid current, mA (at: filament voltage 6.3 V, plate voltage 350 V, first grid voltage minus 18.0 V, second grid voltage 250 V)	—	6.0
Output power, W (at: filament voltage 6.3 V, plate voltage 350 V, first grid voltage minus 18.0 V, second grid voltage 250 V, plate circuit resistance 4.2 k Ω first grid alternating voltage, efficacious 12.7 V)	8	—
First grid cut-off voltage, negative, V (at: filament voltage 6.3 V, plate voltage 350 V, second grid voltage 250 V,)	—	60
Slope of characteristic, mA/V (at: filament voltage 6.3 V, anode voltage 350 V, first grid voltage minus 18.0 V, second grid voltage 250 V)	4.0	7.0
Distortion factor, %	—	15.0
Cathode - heater insulation resistance, M Ω (at: filament voltage 6.3 V, cathode -heater voltage ± 100 V)	2.0	—

Maximum permissible operating conditions

Parameters, units	Nominal	
	min	max
Filament voltage, V	5.7	6.9
Plate voltage, V	—	500
Second grid voltage, V	—	450
Cathode - heater voltage, V	—	± 200
Cathode current, mA	—	100
First grid voltage, negative, V	—	100
Power dissipation at the plate, W	—	30
Power dissipation at the second grid, W	—	5
First grid circuit resistance for each, M Ω		
fixed bias	—	0.1
self - bias	—	0.51
Temperature at the most heated part of the envelope, K $^{\circ}$	—	523

$I_p = f(E_{g1})$

$E_f = 6.3V$



$I_p = f(E_{g2})$

$E_f = 6.3V, E_{g1} = 250V$

